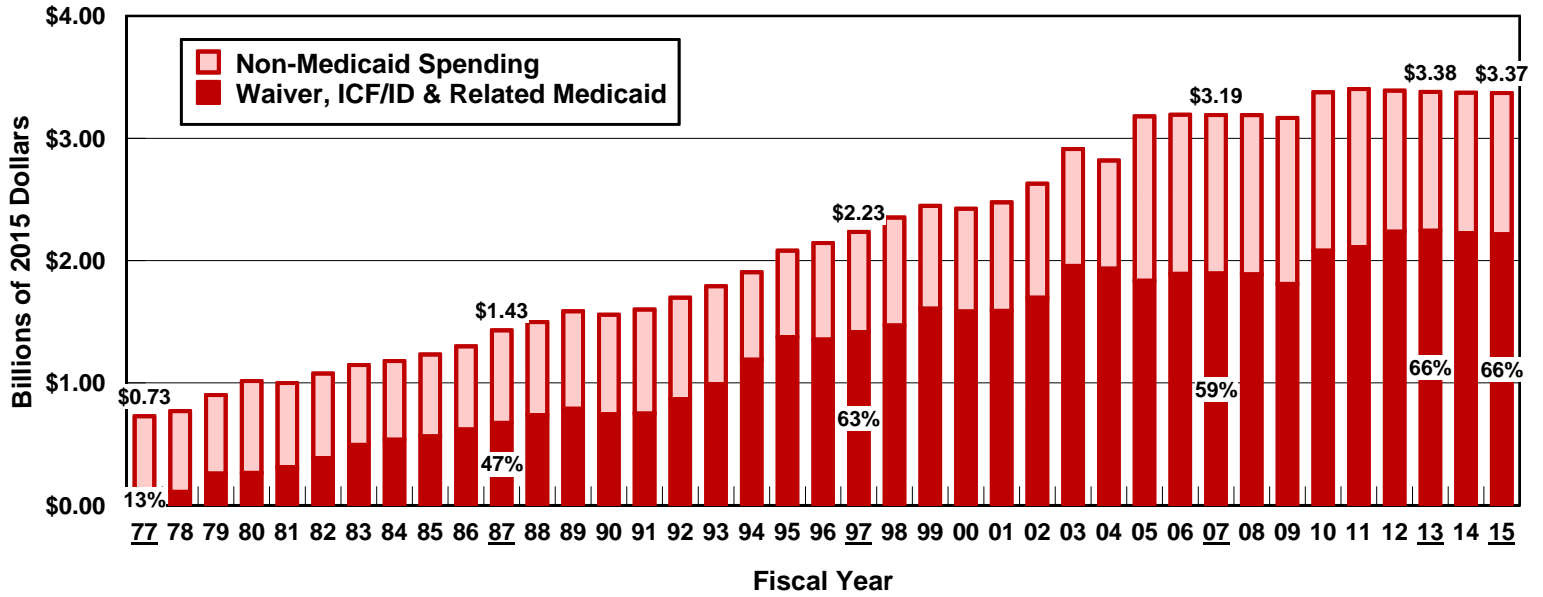
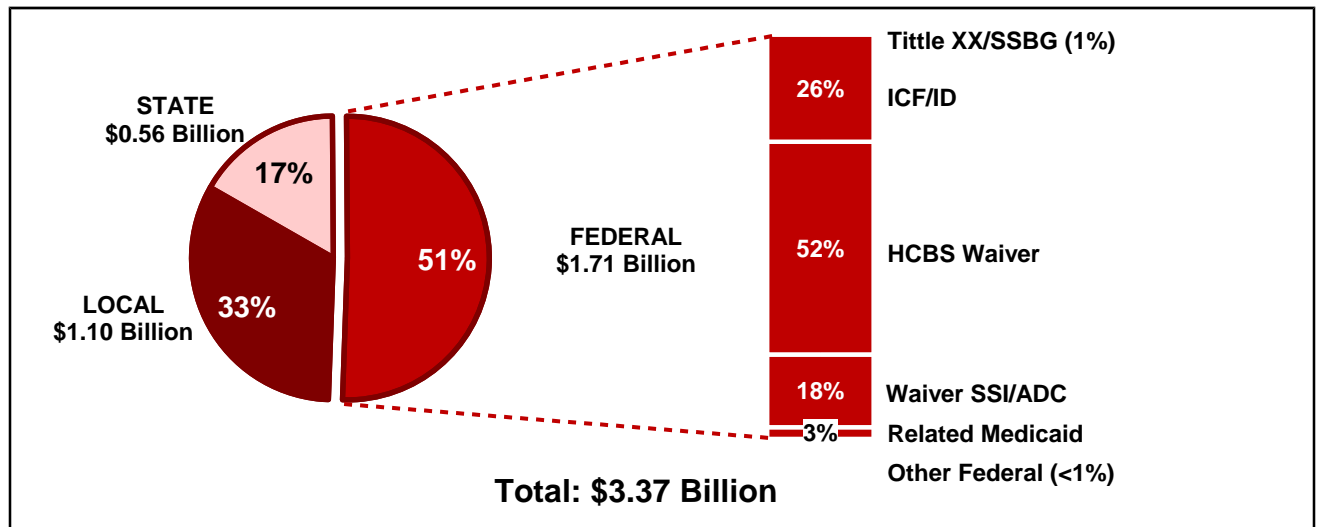


# OHIO

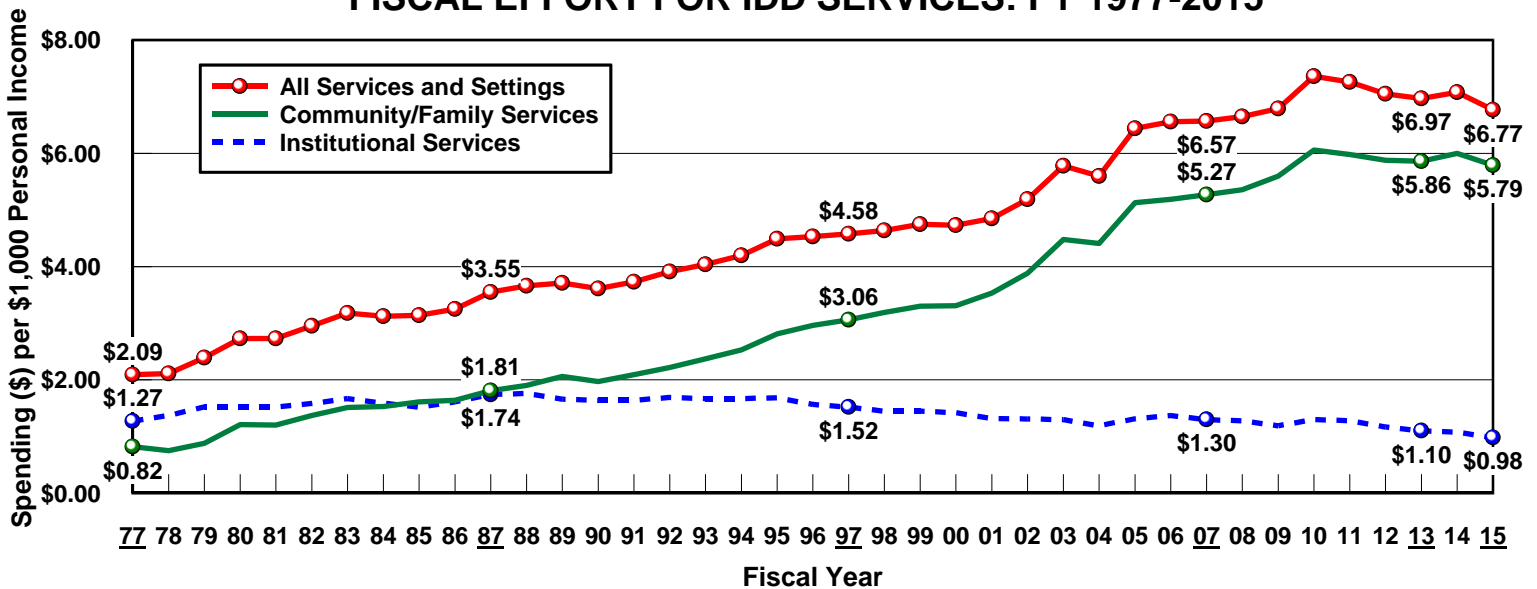
## TOTAL PUBLIC IDD SPENDING FOR SERVICES: FY 1977-2015



## PUBLIC IDD SPENDING BY REVENUE SOURCE: FY 2015



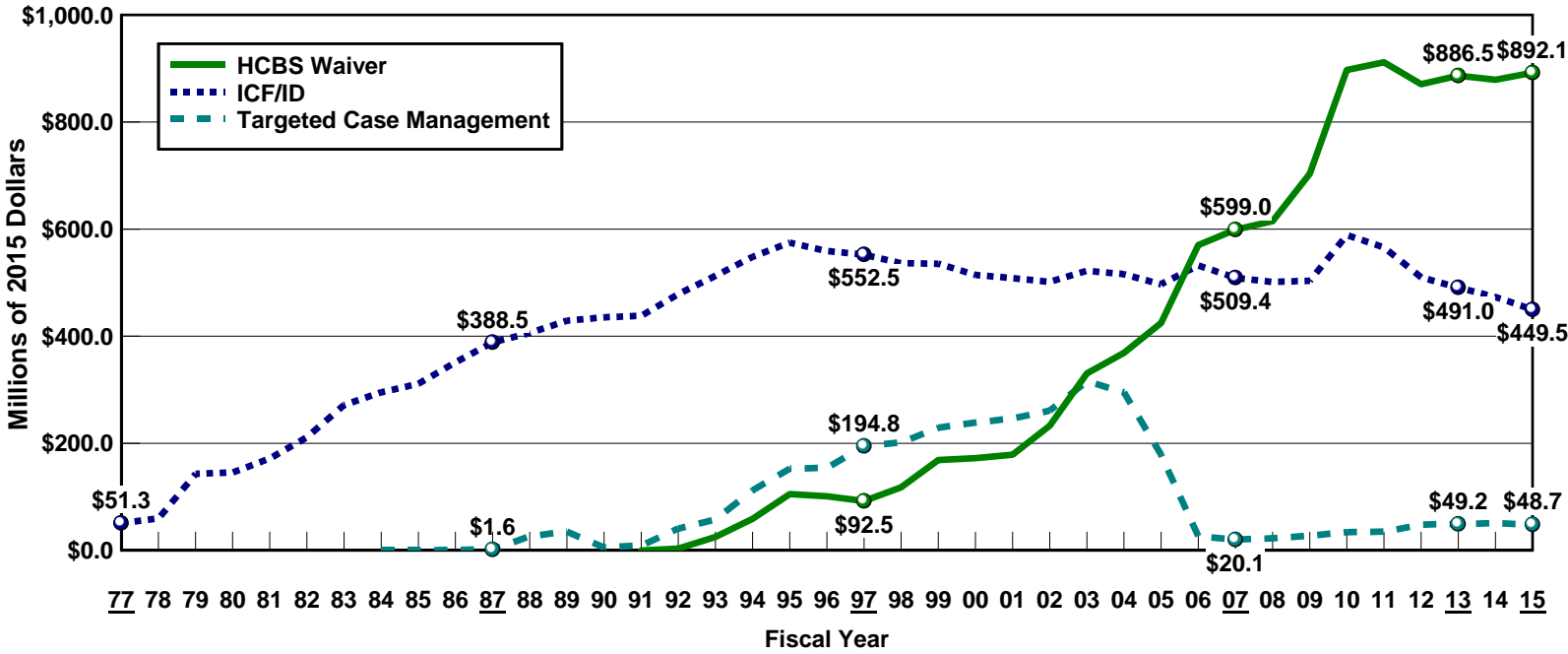
## FISCAL EFFORT FOR IDD SERVICES: FY 1977-2015



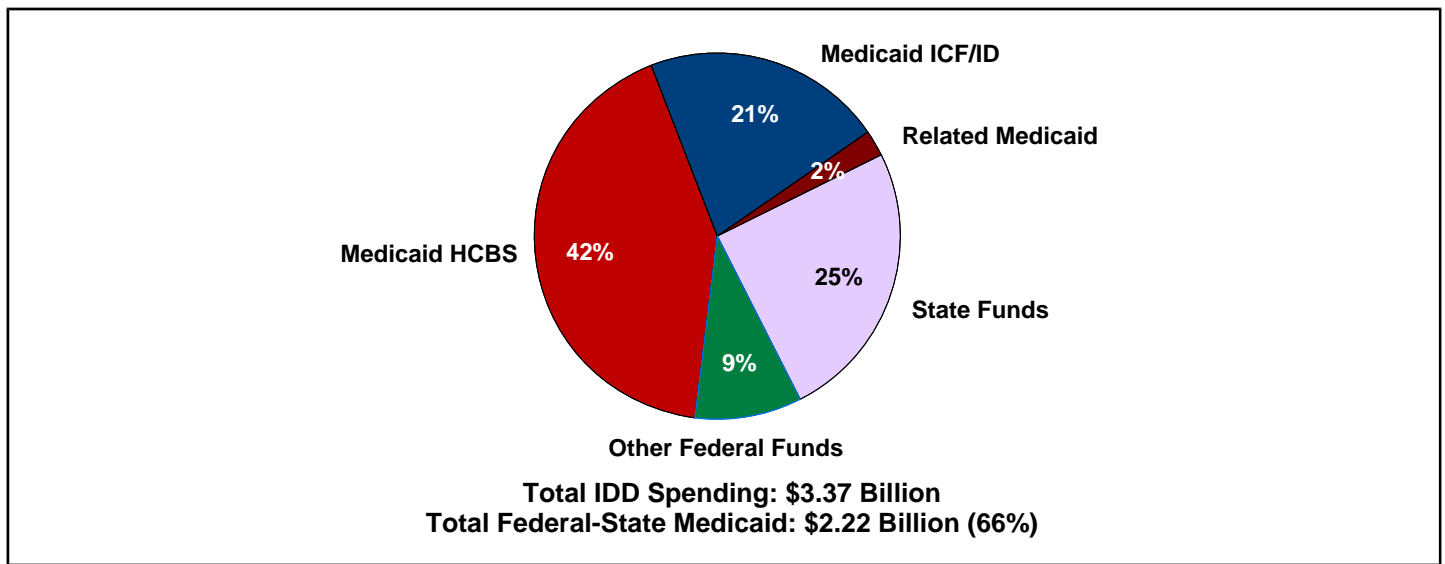
Source: Braddock et al., Coleman Institute and Department of Psychiatry, University of Colorado, 2017.

# OHIO

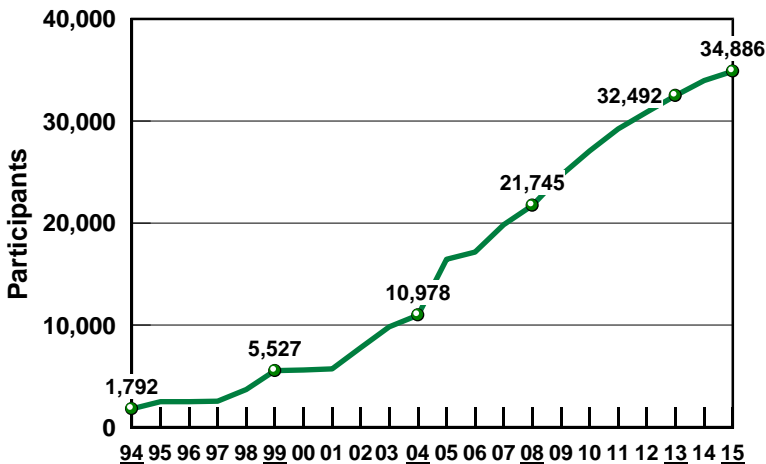
## FEDERAL IDD MEDICAID SPENDING BY REVENUE SOURCE



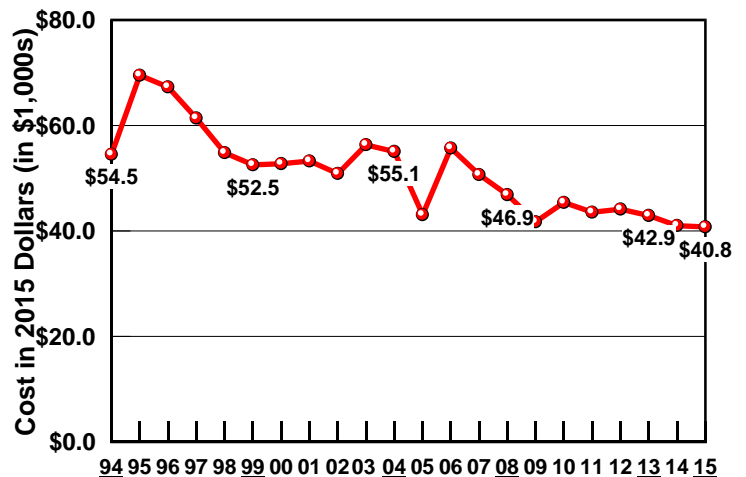
## FEDERAL-STATE MEDICAID AS A PERCENTAGE OF TOTAL IDD SPENDING IN FY 2015



### HCBS WAIVER PARTICIPANTS

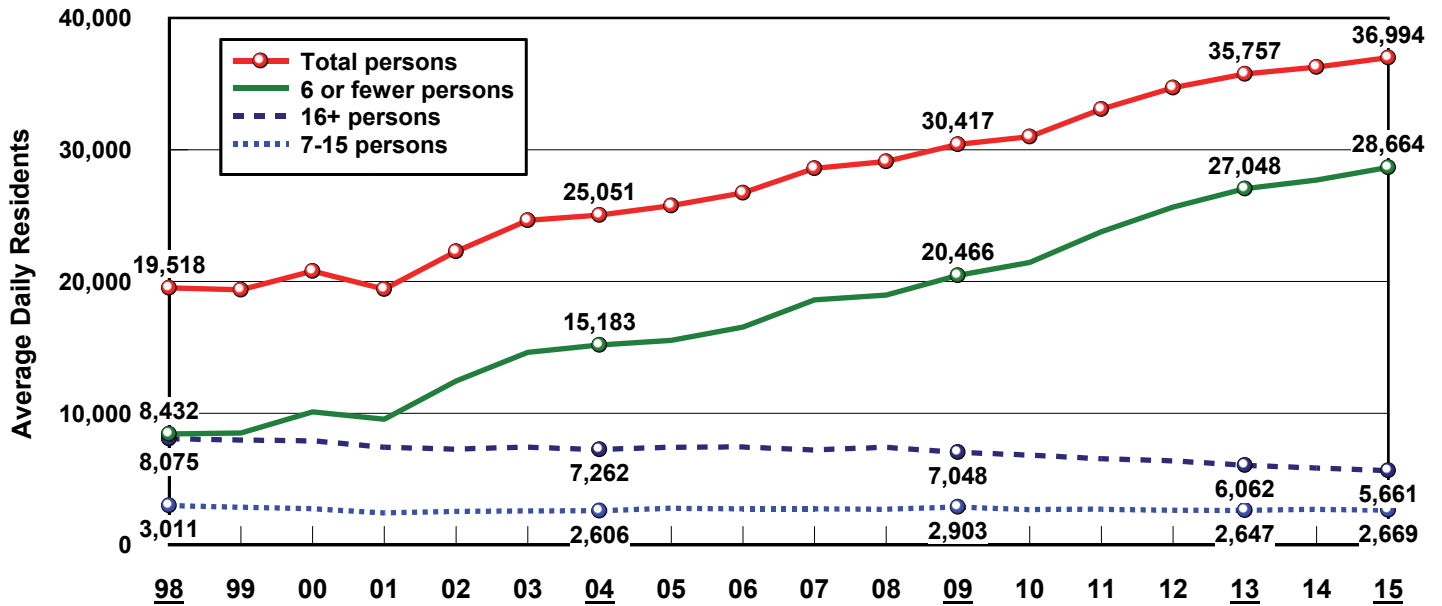


### ADJUSTED WAIVER COST PER PARTICIPANT



Source: Braddock et al., Coleman Institute and Department of Psychiatry, University of Colorado, 2017.

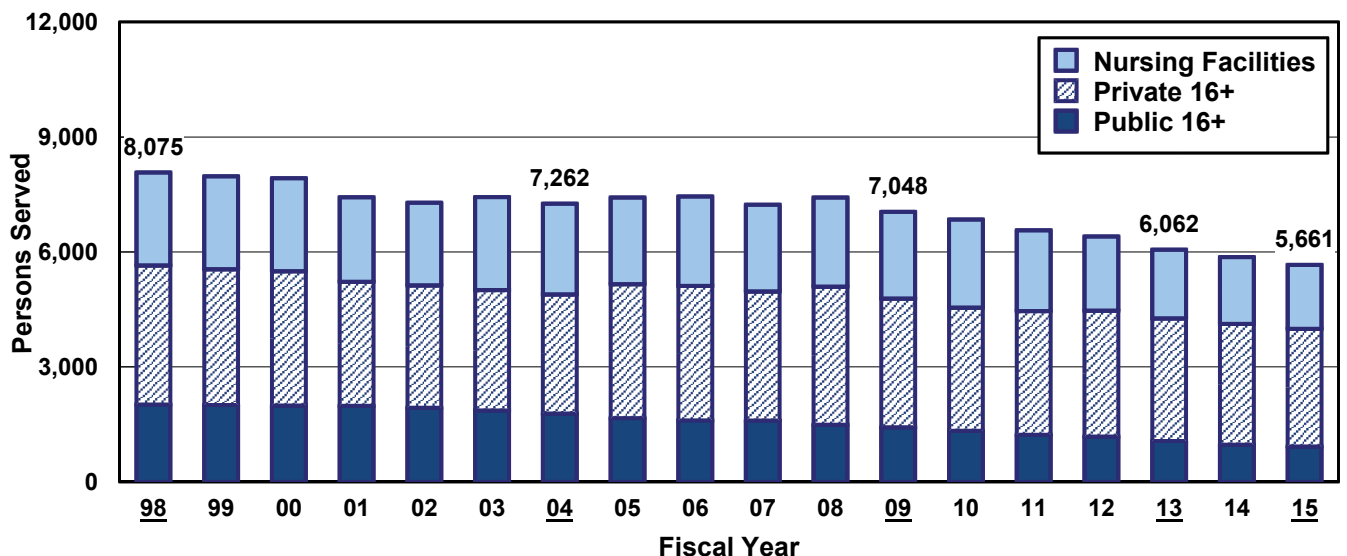
**PERSONS WITH IDD BY SIZE OF SETTING: FY 1998-2015**



**PERSONS SERVED BY SETTING: FY 1998-2015**

	1998	1999	2000	2001	2002	2003	2004	2005	2006	2007	2008	2009	2010	2011	2012	2013	2014	2015
<b>TOTAL</b>	19,518	19,368	20,801	19,419	22,289	24,647	25,051	25,759	26,733	28,597	29,117	30,417	31,006	33,081	34,714	35,757	36,284	36,994
<b>16+ PERSONS</b>	8,075	7,975	7,925	7,429	7,284	7,432	7,262	7,421	7,447	7,232	7,422	7,048	6,848	6,565	6,406	6,062	5,862	5,661
Nursing Facilities	2,430	2,430	2,430	2,209	2,160	2,429	2,372	2,263	2,337	2,266	2,330	2,267	2,304	2,110	1,939	1,801	1,741	1,669
State Institutions	2,019	2,004	1,990	1,985	1,936	1,861	1,784	1,664	1,606	1,603	1,492	1,423	1,335	1,228	1,184	1,066	967	923
Private ICF/ID	3,421	3,400	3,374	3,133	3,137	3,107	3,076	3,463	3,473	3,346	3,555	3,310	3,177	3,211	3,266	3,179	3,138	3,053
Other Residential	205	141	131	102	51	35	30	31	31	17	45	48	32	16	16	16	16	16
<b>7-15 PERSONS</b>	3,011	2,892	2,772	2,447	2,555	2,596	2,606	2,802	2,752	2,756	2,724	2,903	2,705	2,731	2,656	2,647	2,717	2,669
Public ICF/ID	0	0	0	0	0	0	0	0	0	0	0	0	0	0	0	0	0	0
Private ICF/ID	1,996	1,975	1,974	1,827	1,872	1,828	1,860	2,093	2,066	2,085	2,083	2,114	2,064	2,064	2,075	2,090	2,103	2,071
Other Residential	1,015	917	798	620	683	768	746	709	686	671	641	789	641	667	581	557	614	598
<b>&lt;6 PERSONS</b>	8,432	8,501	10,104	9,543	12,450	14,619	15,183	15,536	16,534	18,609	18,971	20,466	21,453	23,785	25,652	27,048	27,705	28,664
Public ICF/ID	0	0	0	0	0	0	0	0	0	0	0	0	0	0	0	0	0	0
Private ICF/ID	283	285	353	270	295	332	346	414	459	508	501	529	543	530	522	530	520	529
Supported Living	4,292	4,313	9,751	9,273	12,155	14,287	14,837	15,122	16,075	18,101	18,470	19,937	20,910	23,255	25,130	26,518	27,185	28,135
Other Residential	3,857	3,903	0	0	0	0	0	0	0	0	0	0	0	0	0	0	0	0

**PERSONS IN PUBLIC AND PRIVATE 16+ INSTITUTIONS: FY 1998-2015**

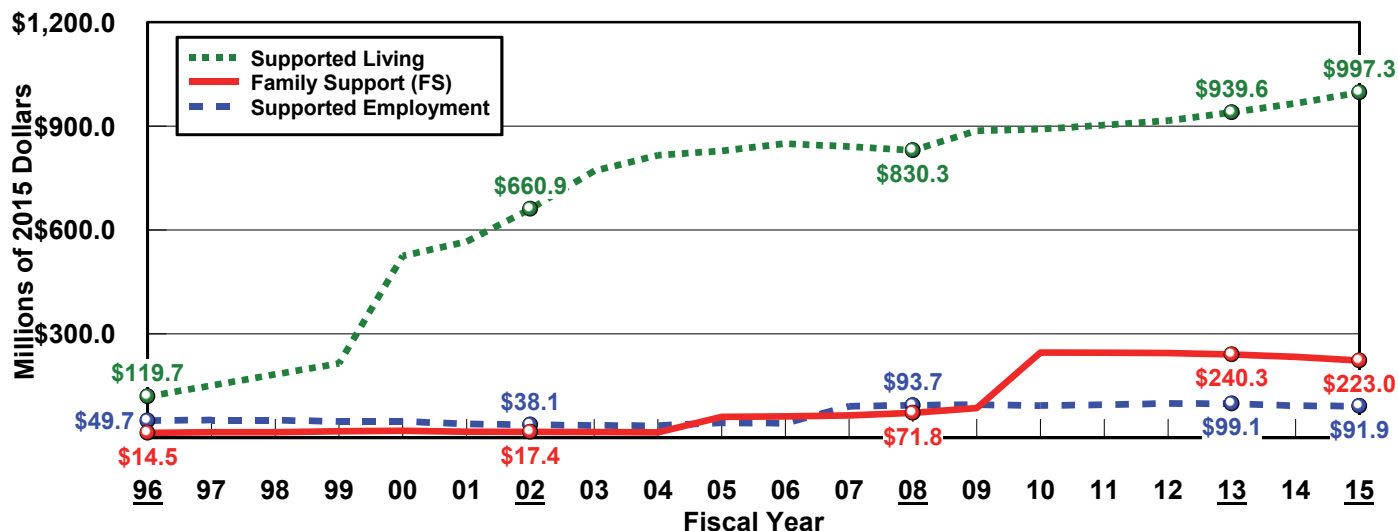


Source: Braddock et al., Coleman Institute and Department of Psychiatry, University of Colorado, 2017. <http://stateofthestates.org>

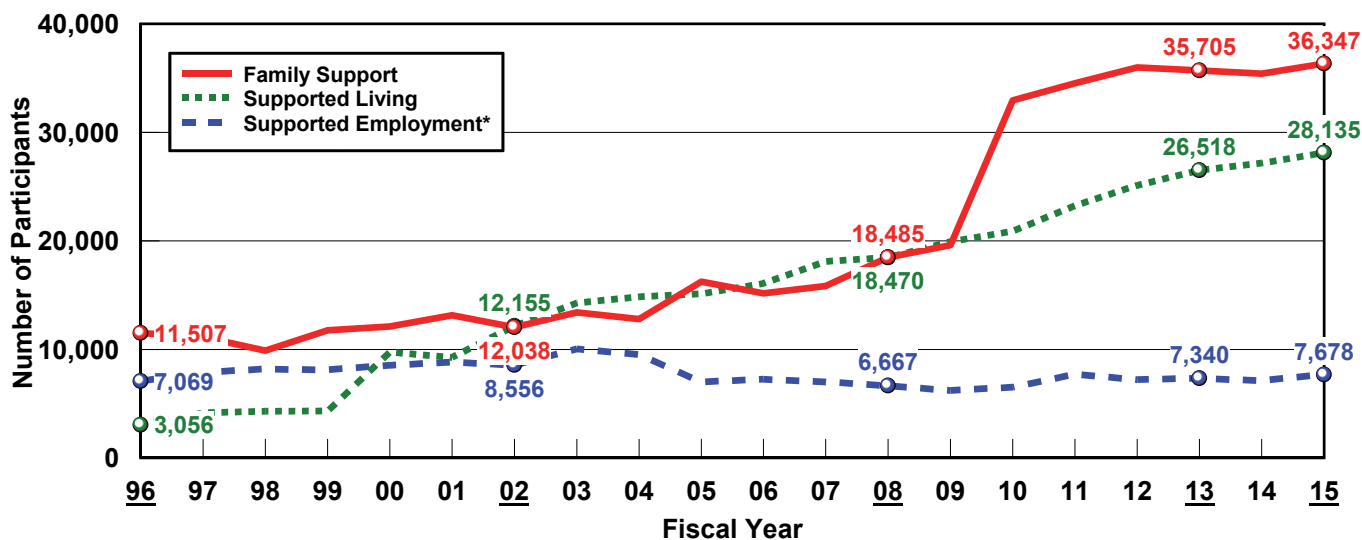
# INDIVIDUAL AND FAMILY SUPPORT

OHIO

## SPENDING: FY 1996-2015

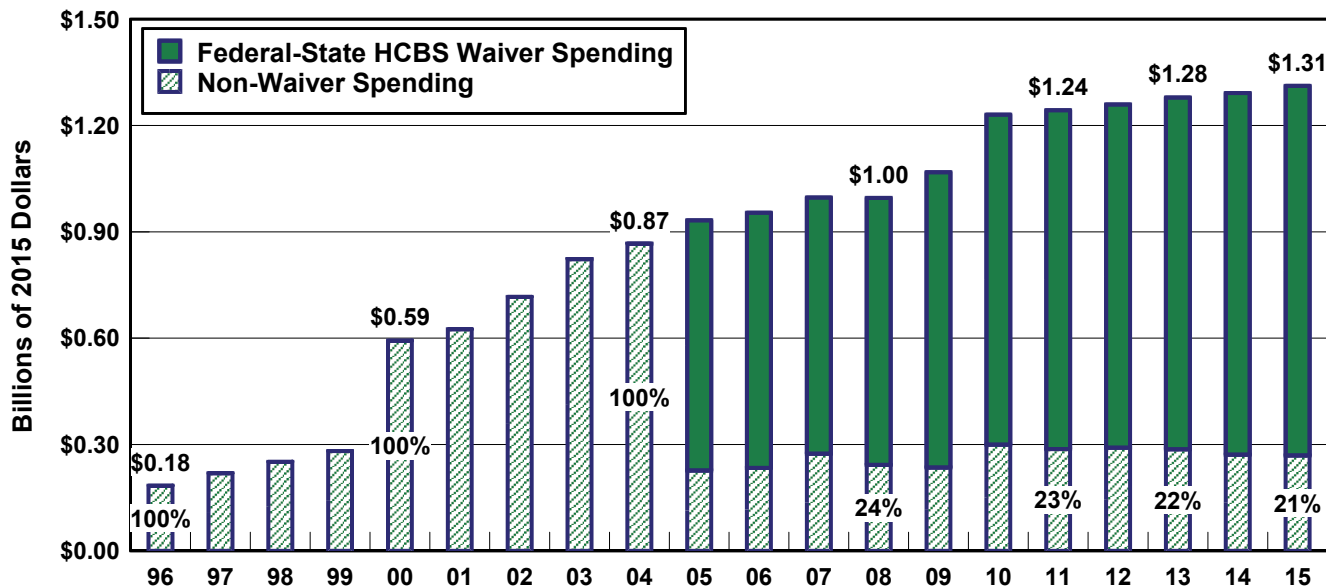


## PARTICIPANTS: FY 1996-2015

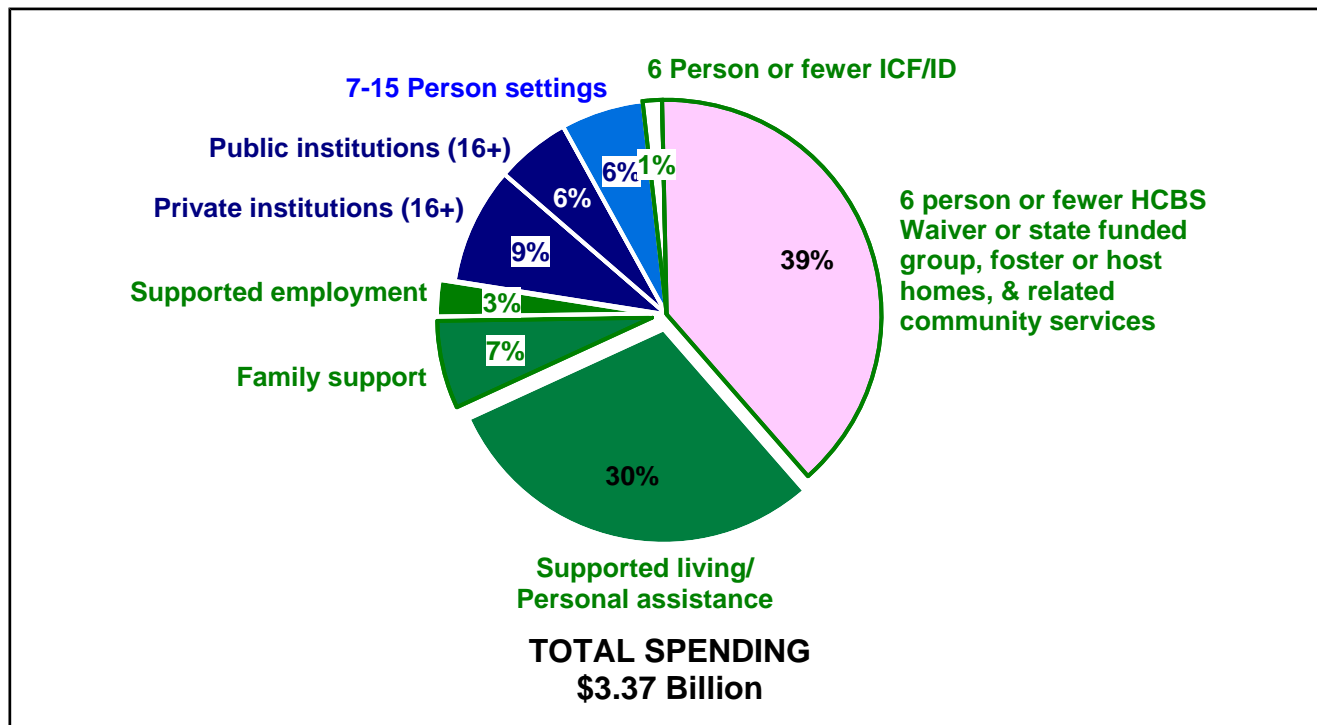


\*Does not include 510 follow-along work support workers in 2014 and 830 workers in 2015.

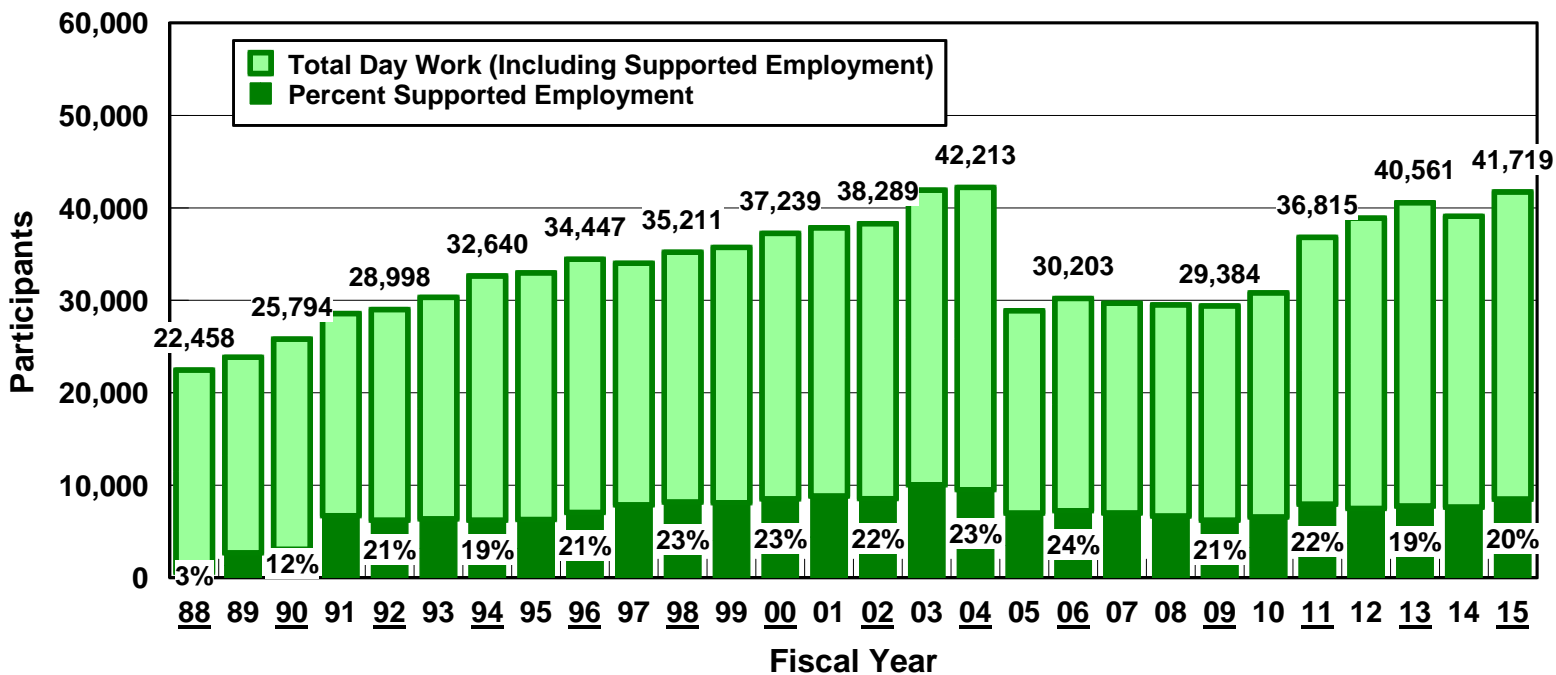
## SUPPORTED LIVING, FAMILY SUPPORT AND SUPPORTED EMPLOYMENT SPENDING: FY 1996-2015



**SUPPORTED LIVING, FAMILY SUPPORT, AND SUPPORTED EMPLOYMENT AS A PERCENTAGE OF TOTAL SPENDING: FY 2015**

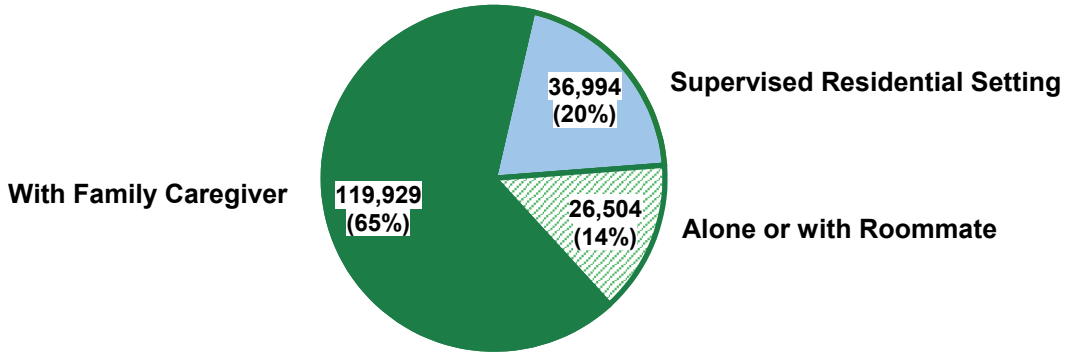


**TOTAL DAY/WORK AND SUPPORTED EMPLOYMENT PARTICIPANTS : FY 1988-2015**



Source: Braddock et al., Coleman Institute and Department of Psychiatry, University of Colorado, 2017.  
<http://stateofthestates.org>

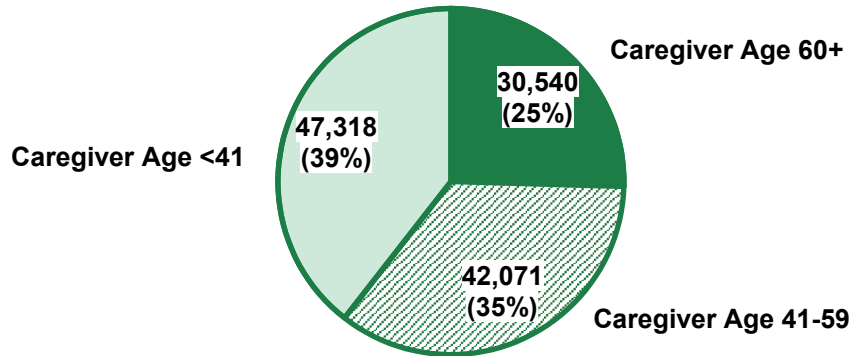
**ESTIMATED NUMBER OF INDIVIDUALS WITH IDD BY LIVING ARRANGEMENT: FY 2015**



**TOTAL: 183,427 PERSONS**

Braddock et al. 2016, based on Fujiura 2008, 2012

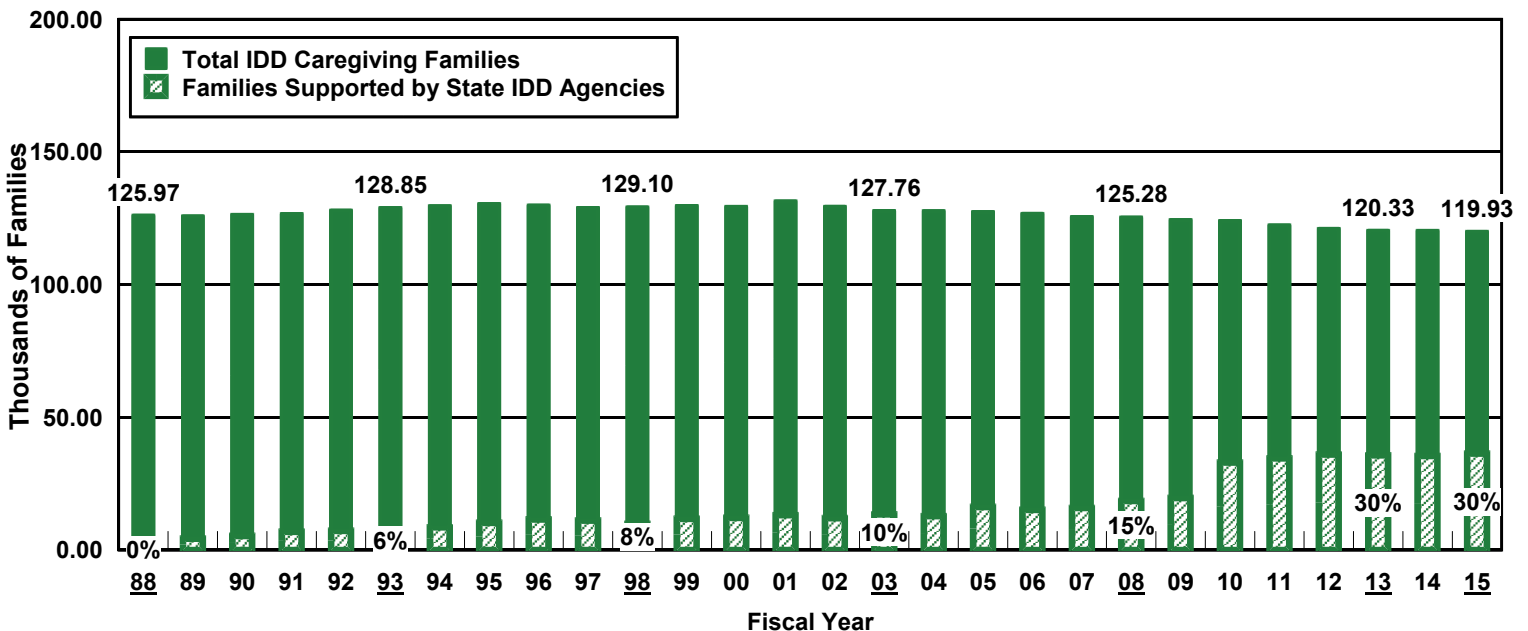
**ESTIMATED NUMBER OF INDIVIDUALS WITH IDD BY AGE GROUP LIVING WITH FAMILY CAREGIVERS: FY 2015**



**TOTAL: 119,929 PERSONS**

Braddock et al. 2016, based on Fujiura 2008, 2012

**ESTIMATED NUMBER OF IDD CAREGIVING FAMILIES AND FAMILIES SUPPORTED BY IDD AGENCIES: FY 1988-2015**



6 Source: Braddock et al., Coleman Institute and Department of Psychiatry, University of Colorado, 2017.